



DBS720, FDS221-R, FDS221-W

Cerberus® PRO

Sounder base, Alarm sounders



For the automatic addressable detector bus C-NET

-
- **Sounder base DBS720**
 - 11 selectable tones, 2 programmable activation levels
 - Sound intensity up to 88 dBA, adjustable on 2 levels
 - Compatible to the FD720 addressable point detectors
 - Connector for 2 external alarm indicators
 - Power supply and communication via C-NET
 - **Alarm sounders FDS221-R, FDS221-W**
 - 11 selectable tones, 2 programmable activation levels
 - Sound intensity up to 99 dBA, adjustable on 3 levels
 - Compatible to the addressable detector base FDB221 and FDB222
 - Use of base accessories or sealing element possible
 - Connector for 2 external alarm indicators
 - Power supply and communication via C-NET

Characteristics

- **Environmental**

- ecologically processing
- recyclable materials
- electronic und synthetic material simply separable

- **Characteristics sounder base DBS720**

- sound intensity and sounds adjustable, sounds are synchronized with all alarm devices
- no auxiliary power supply required; power is supplied via C-NET
- very low operating current
- periodic testing of the acoustic part (not audible)
- monitoring of device status
- space for auxiliary terminals

- **Characteristics alarm sounders FDS221-R, FDS221-W**

- protected electronics, high-quality components
- integrated short-circuit isolator
- sound intensity and sounds adjustable
- addressable base FDB221/222 with screw less connection terminals
- no auxiliary power supply required; power is supplied via C-NET
- very low operating current
- periodic testing of the acoustic part (not audible)
- monitoring of device status

DBS720 Sounder base



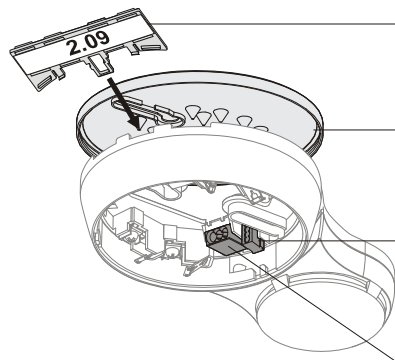
Function

- The sounder base serves for acoustic alarming in the addressed FS720 fire detection system.
- The base sounder can be allocated freely from the fire control panel to activate as required. It is not dependent upon an alarm signal from its associated detectors.
- compatible with all point detectors of the series Cerberus PRO FD720 (detectors see product data sheet A6V10202198)

Application

- hotel rooms
- hospital rooms
- nursing homes, living rooms and lounges

Accessories sounder base



Designation plate FDBZ291

- to identify the location address
- application only without detector base seal RS720

Detector base seal RS720

- for higher protection category

Micro terminal DBZ1190-AA

- for conductors of max. 0.5 mm²

Connection terminal DBZ1190-AB

- for conductors of max. 2.5 mm²
- for the connection of extern alarm indicators (AI) or cable shielding



Detector locking device LP720

- to protect the detector against theft

Details see detector product data sheet A6V10202198

FDS221-R, FDS221-W Alarm sounder

FDS221-R



FDS221-W



Function FDS221-R, FDS221-W


- loud alarming in case of fire alarm, clearly recognizable as danger signal
- synchronization of acoustic signals with all other alarm sounder devices FDS229-x and sounder bases DBS720 in the same detector line (C-NET)

Application


- along escape routes
- corridors
- staircases

Accessories alarm sounders

FDB221

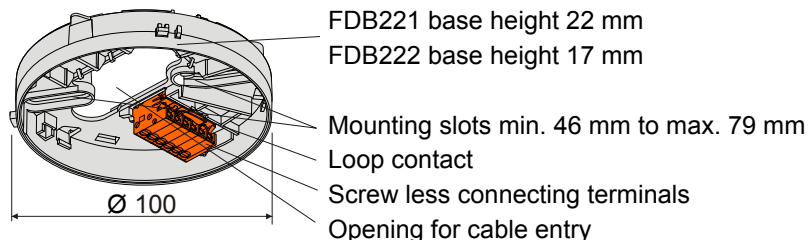


FDB222



Addressable base FDB221 and FDB222

- FDB221 base with stand-offs and FDB222 base flat with addressable signal processing
- terminals 'orange', wire cross-sectional area from 0.2 to 1.5 mm²
- for surface supply wiring, cable diameter up to 6 mm otherwise use base attachment FDB291
- FDB222 for recess supply wiring (no stand-offs)



Sealing element FDBZ295

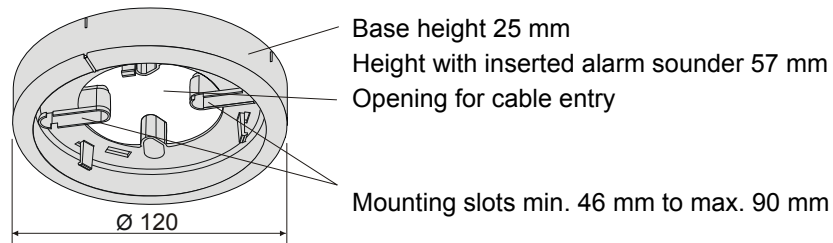
- for higher protection category
- Use only with base FDB221 and for recess supply wiring





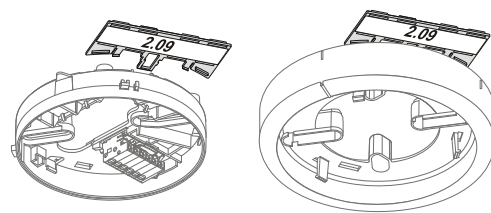
Base attachment FDB291

- for the supply of surface-mounted lines (break-outs)
- detector base fixed with spring-loaded catch



Designation plate FDBZ291

- to identify the location address
- compatible for base FDB221/222 and base attachment FDB291



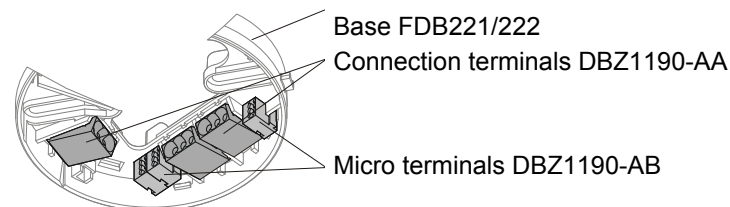
Micro terminal DBZ1190-AA

- for conductors of max. 0.5 mm²



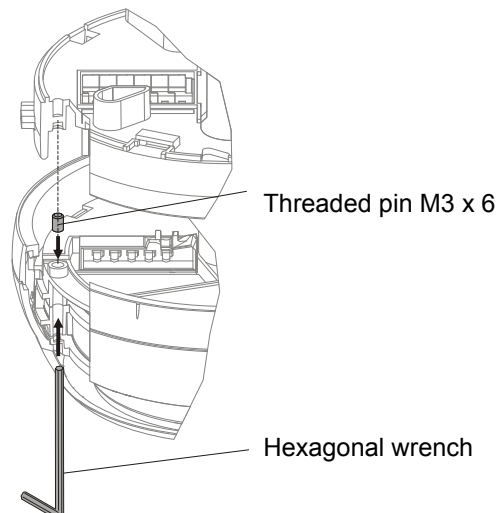
Connection terminal DBZ1190-AB

- for conductors of max. 2.5 mm²
- for the connection of alarm indicators or cable screening



Detector locking device FDBZ293

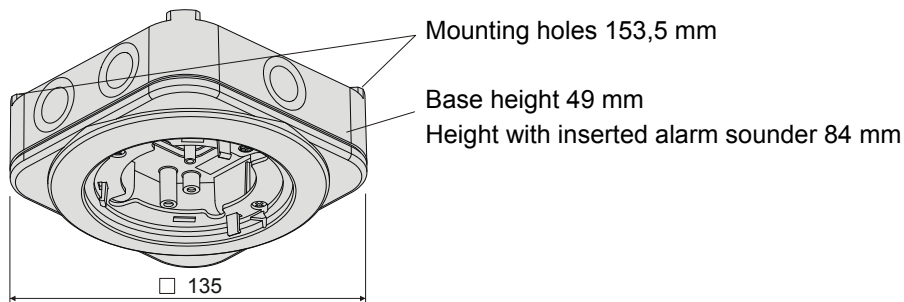
- to protect the alarm sounder against theft





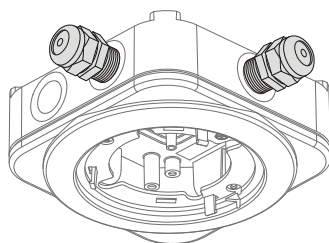
Base attachment wet FDB293

- for higher protection category
- for mounting in humid or wet environments
- detector base fixed with spring-loaded catch



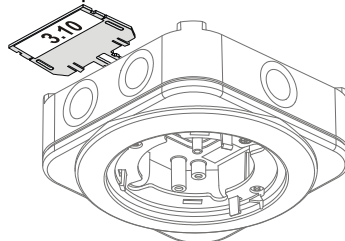
Screwed cable gland M20 x 1.5

- for surface cable entry for base attachment humid FDB293



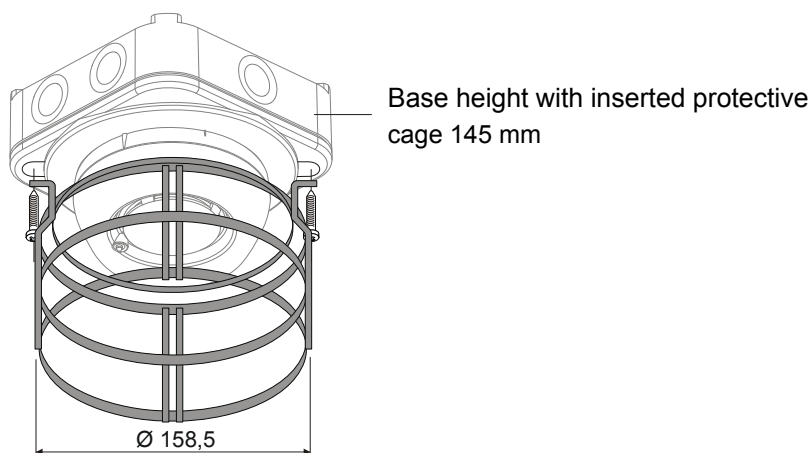
Detector designation plate DBZ1193A

- compatible with base attachment humid FDB293



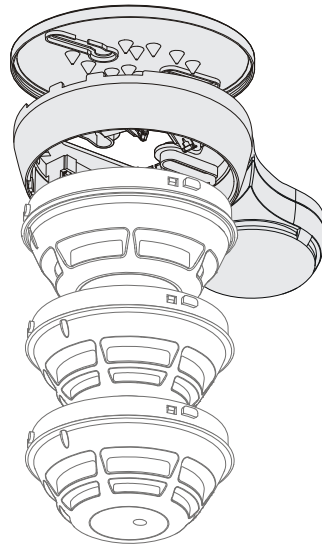
Protective cage DBZ1194

- for the protection of the alarm sounder against damage
- can only be used together with the base attachment humid FDB293



Installation sounder base DBS720

- The sounder base DBS720 and the detector compose a single unit, which already has a base and is mounted on ceilings.
- for recess supply wiring
- for surface supply wiring, remove the corresponding breakouts for cable diameter up to max. Ø8 mm
- for higher protection category use detector base seal RS720



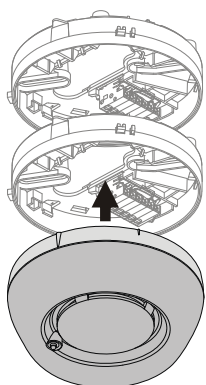
Detector base seal RS720
only use with recess supply wiring

Sounder base DBS720

Smoke detector OP720
or
Multi-sensor smoke detector OH720
or
Heat detectors HI720, HI722

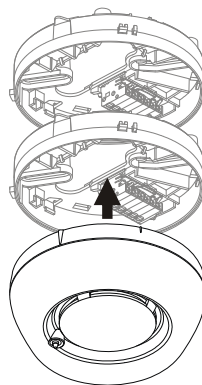
Installation alarm sounder FDS221-R, FDS221-W

- The alarm sounder FDS221-x is inserted directly in the FDB22x base and mounted on walls or on the ceiling.
- for recess supply wiring
- for surface supply wiring, cable diameter up to 6 mm in diameter with base FDB221, otherwise use base attachment FDB291 or use base attachment humid FDB293
- for higher protection category use sealing element FDBZ295 and only with recess supply wiring

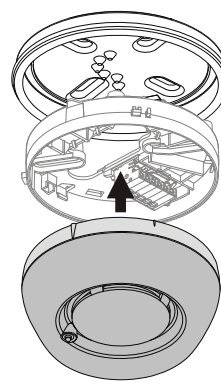


FDS221-R
Alarm sounder red

FDB221
Base
or
FDB222
Base flat



FDS221-W
Alarm sounder white



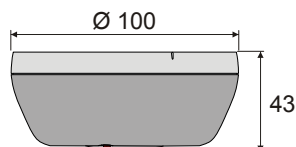
FDS221-x
Alarm sounder red or white

FDBZ295
Sealing element

FDB221
Base

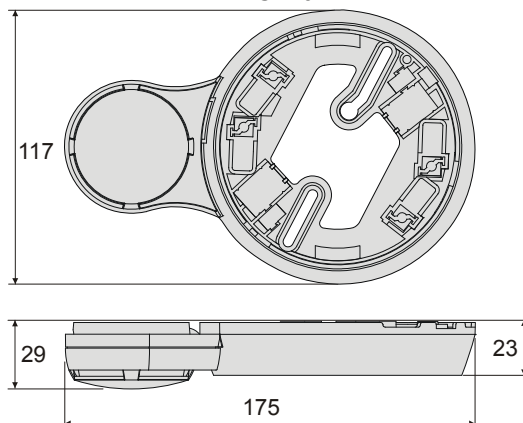
Dimensions

FDS221-R, FDS221-W without base



Height with base FDB221 = 52.5 mm
 Height with base FDB222 = 47.5 mm
 Height with base FDB221 and
 sealing element FDBZ295 = 55 mm

DBS720



Technical data

	FDS221-R / FDS221-W	DBS720
Operating voltage	DC 12... 33 V	DC 12... 33 V
Operating current (quiescent)	250 µA	150 µA
– Sound activated	3.5 mA	1.2 mA
Number of sounds	11 2 activation levels 3 sound intensities	11 2 activation levels 2 sound intensities
Sound intensity	80... 99 dBA	80... 88 dBA
Ext. Alarm indicator (AI)	2	2
Operating temperature	-25... +70 °C	-25... +70 °C (follow data from detectors)
Storage temperature	-30... +75 °C	-30... +70 °C
Humidity	≤95 % rel.	≤95 % rel.
Communication protocol	C-NET	C-NET
Connection terminals	according to detector base	0.2... 1.6 mm ²
Color	red, ~RAL 3000 / white, ~RAL 9010	white, ~RAL 9010
Protection category EN60529 / IEC529 with		IP41
– Base FDB221 or FDB222	mounting on the wall with cable feed	–
– Base attachment FDB291	from bottom → IP43, otherwise IP40	–
– Base FDB221 and sealing element FDBZ295	IP44	–
– Base attachment humid FDB293	IP54	–
– Detector base sealing RS720	–	IP42
Standards	EN54-3, EN54-17	EN54-3
Approval		
– VdS	G204073	G209133
– LPCB	request	531g/01
– FM	-	3040096
System compatibility C-NET	FC720	
QS standards	Siemens Standard SN 36350	

FDS221-R, FDS221-W

CE 0786
Siemens Schweiz AG, CH-6301 Zug Date: see manufacturing date on the product 0786-CPD-20012
EN54-3, EN54-17 Sounders; Safety in case of fire FDS221-R, FDS221-W Technical data see Doc. 008109

DBS720

CE 0786
Siemens Schweiz AG, CH-6301 Zug Date: see manufacturing date on the product 0786-CPD-20780
EN54-3 Sounders; Safety in case of fire DBS720 Technical data see Doc. A6V10218037

Details for ordering

	Type	Part no	Designation	Weight
Sounder base	DBS720	S54319-F5-A1	Sounder base (C-NET)	0.076 kg
	LP720	S54319-F9-A1	Detector locking device (2 hexagonal key, 100 hexagonal socket pins M3 x 12)	0.040 kg
	RS720	S54319-F8-A1	Detector base seal (10x)	0.014 kg
Alarm sounders	FDS221-R	A5Q00004117	Alarm sounder red	0.130 kg
	FDS221-W	A5Q00006711	Alarm sounder white	0.130 kg
Accessories	FDB221	A5Q00001664	Detector base addressable	0.026 kg
	FDB222	S54319-F1-A1	Detector base addressable, flat	0.025 kg
	FDBZ295	S54319-F10-A1	Sealing element	0.030 kg
	FDBZ293	A5Q00005035	Detector locking device (2 hexagonal key, 100 hexagonal socket pins M3 x 6)	0.035 kg
	FDB291	A5Q00001603	Base attachment	0.035 kg
	FDBZ291	A5Q00002621	Designation plate (10x)	0.034 kg
	FDB293	A5Q00003945	Base attachment wet	0.320 kg
	–	A5Q00004478	Metal screwed cable gland M20 x 1.5	0.039 kg
	DBZ1193A	BPZ:4864330001	Designation plate (10x)	0.076 kg
	DBZ1194	BPZ:4677110001	Protective cage	0.176 kg
	DBZ1190-AA	BPZ:4677080001	Micro terminal 0.28... 0.5 mm ²	0.001 kg
	DBZ1190-AB	BPZ:4942340001	Connection terminal 1.0... 2.5 mm ²	0.007 kg

Details see equipment overview A6V10225323